















## Team Results

Rank	Name	NOC Code													Total
			D E	Total Rk. Pen.	D E	Total Rk. Pen.	D E	Total Rk. Pen.	D E	Total Rk. Pen.	D E	Total Rk. Pen.	D E	Total Rk. Pen.	
1	<b>Ukraine</b>	UKR	<b>40.466</b>		<b>41.366</b>		<b>42.500</b>		<b>43.099</b>		<b>41.599</b>		<b>39.933</b>		<b>248.963</b>
	HRYKO Vladyslav		5.8 8.200	13.700 0.300	6 7.966	5.5 13.466	8				5.4 7.100	12.500 15	5.0 8.433	13.433 4	<b>53.099</b>
	PAKHNIUK Petro		5.9 7.300	12.900 0.300	14 8.500	5.9 14.400	1		5.2 9.266	14.366 0.100	4 8.866	6.2 15.066	1 8.600	4.8 13.400	5 <b>70.132</b>
	RADIVILOV Igor						6.0 8.600	14.600 1	5.6 9.200	14.800 1					<b>29.400</b>
	VASHCHENKO Roman						5.7 8.100	13.800 7							<b>13.800</b>
	YUDENKOV Yevgen		5.7 8.166	13.866 4	5.2 8.300	13.500 5	5.7 8.400	14.100 5	4.8 9.133	13.933 9	5.8 8.233	14.033 4	4.9 8.200	13.100 10	<b>82.532</b>
2	<b>Turkey</b>	TUR	<b>39.565</b>		<b>39.732</b>		<b>42.632</b>		<b>41.932</b>		<b>43.000</b>		<b>37.932</b>		<b>244.793</b>
	ARICAN Ferhat		5.2 8.166	13.366 10	5.8 7.633	13.433 11			5.2 9.166	14.366 5	6.9 7.800	14.700 2			<b>55.865</b>
	COLAK Ibrahim		3.4 8.866	12.266 18			5.8 8.766	14.566 2			5.6 8.700	14.300 3			<b>41.132</b>
	ELGAMAL Abdelrahman				5.3 8.333	13.633 3	6.1 8.100	14.200 4			5.8 8.200	14.000 5	5.6 7.200	12.800 13	<b>54.633</b>
	ONDER Ahmet		5.6 8.633	13.933 3	5.3 7.366	12.666 15	5.4 8.466	13.866 6	5.2 9.400	14.600 2			5.6 6.966	12.566 17	<b>67.631</b>
	SAMILOGLU Umit								4.0 8.966	12.966 17			5.5 7.066	12.566 16	<b>25.532</b>









## Team Results

Rank	Name	NOC Code													Total							
			D E	Total Rk. Pen.	D E	Total Rk. Pen.	D E	Total Rk. Pen.	D E	Total Rk. Pen.	D E	Total Rk. Pen.	D E	Total Rk. Pen.								
3	<b>Hungary</b>	HUN	<b>39.699</b>		<b>40.332</b>		<b>38.999</b>		<b>41.132</b>		<b>40.232</b>		<b>39.999</b>		<b>240.393</b>							
	BATORI Szabolcs						4.8	13.366	14						<b>13.366</b>							
	KISS Balazs		4.7	13.033	13		4.9	12.866	14						<b>25.899</b>							
	MESZAROS Krisztofer		8.333			7.966																
	TOMCSANYI Benedek		5.9	14.333	2	5.2	13.566	4	4.6	13.333	9	4.8	14.033	7	5.5	13.600	8	4.6	13.166	9	<b>82.031</b>	
	VECSERNYES David		8.433		8.366		8.733		9.233		8.100		8.566								<b>78.265</b>	
			5.0	12.333	17	4.9	13.300	12	4.8	12.800	15	4.8	13.733	12	5.0	13.366	9	4.4	12.733	14	<b>40.832</b>	
			7.333		8.400		8.000		8.933		8.366		8.333									
						5.3	13.466	7				4.8	13.266	12	5.8	14.100	1					
						8.166					8.466		8.300									
4	<b>Israel</b>	ISR	<b>40.932</b>		<b>40.399</b>		<b>37.366</b>		<b>41.166</b>		<b>38.466</b>		<b>40.699</b>		<b>239.028</b>							
	DOLGOPYAT Artem		6.4	14.866	1	5.3	13.866	2														<b>56.665</b>
	KORCHAK Ilan		8.466		8.566				4.2	12.200	18	4.8	12.833	18	4.8	12.433	16					<b>37.466</b>
	MEDVEDEV Andrey							8.000			8.233	0.200	7.633									<b>39.165</b>
	MYAKININ Alexander		5.1	12.566	16				4.8	12.866	13	5.6	13.733	13								<b>40.333</b>
	SHATILOV Alexander		7.666	0.200				8.066		8.133					4.5	12.900	14	5.8	14.000	2		<b>65.399</b>
						5.4	13.433	10							8.400		8.200					
			5.5	13.500	9	4.7	13.100	13	4.3	12.300	17				4.7	13.133	13	4.9	13.366	6		
			8.100	0.100	8.400		8.000					8.433		8.466								









## Team Results

Rank	Name	NOC Code													Total						
			D	Total Rk.	E	Pen.	D	Total Rk.	E	Pen.	D	Total Rk.	E	Pen.		D	Total Rk.	E	Pen.		
5	<b>Bulgaria</b>	BUL	<b>40.332</b>		<b>36.466</b>		<b>39.800</b>		<b>41.466</b>		<b>39.565</b>		<b>38.800</b>		<b>236.429</b>						
	ALEKSANDROV Yordan		5.1	12.866	15	4.6	12.733	14	4.6	13.200	10		5.5	13.966	6	5.4	13.600	3	<b>66.365</b>		
	DIMITROV Dimitar		7.766		8.133		8.600						8.466		8.200						
	HUDDLESTON David		5.9	13.833	5	4.0	10.300	18		5.2	14.200	6		8.133	0.200	6.300				<b>38.333</b>	
	MARINOV Hristos		5.1	13.633	7	4.7	13.433	9	5.0	13.100	12		8.533	8.733	8.100		5.2	13.500	8	<b>25.766</b>	
	RACHEV Radoslav								8.300				9.100	0.300	7.833		5.4	12.266	17	<b>25.766</b>	
										4.8	13.266	15		8.566	0.100	8.400		4.1	12.500	18	<b>25.766</b>
6	<b>Austria</b>	AUT	<b>39.965</b>		<b>36.332</b>		<b>39.966</b>		<b>40.865</b>		<b>38.898</b>		<b>39.299</b>		<b>235.325</b>						
	ARNOLD Manuel					4.1	11.466	16	4.8	13.200	11		7.366		8.400		3.6	11.966	18	<b>36.632</b>	
	BENDA Alexander		5.3	13.566	8	4.4	11.400	17		4.8	13.866	10	4.5	13.266	11	5.3	13.200	8	<b>65.298</b>		
	HOECK Vinzenz		8.266		7.000				5.7	14.266	3		9.066		8.766		7.900		<b>27.299</b>		
	KRANZLMUELLER Severin			4.7	13.166	12		4.4	12.500	16	4.8	13.166	16	5.0	13.666	7	4.7	13.066	11	<b>65.564</b>	
	RUDY Ricardo		8.466		8.100				8.366		8.666		8.366						<b>40.532</b>		
			5.3	13.233	11	4.5	13.466	6		4.8	13.833	11		8.033	0.100	8.966		9.133	0.100	<b>40.532</b>	



## Team Results

Rank	Name	NOC Code							Total
			D Total Rk. E Pen.	D Total Rk. E Pen.	D Total Rk. E Pen.	D Total Rk. E Pen.	D Total Rk. E Pen.	D Total Rk. E Pen.	

### LEGEND



Horizontal bar



Parallel bars



Vault



Rings



Pommel horse



Floor exercise

**E** Execution

**D** Difficulty

**Rk.** Ranking

**Pen** Penalty